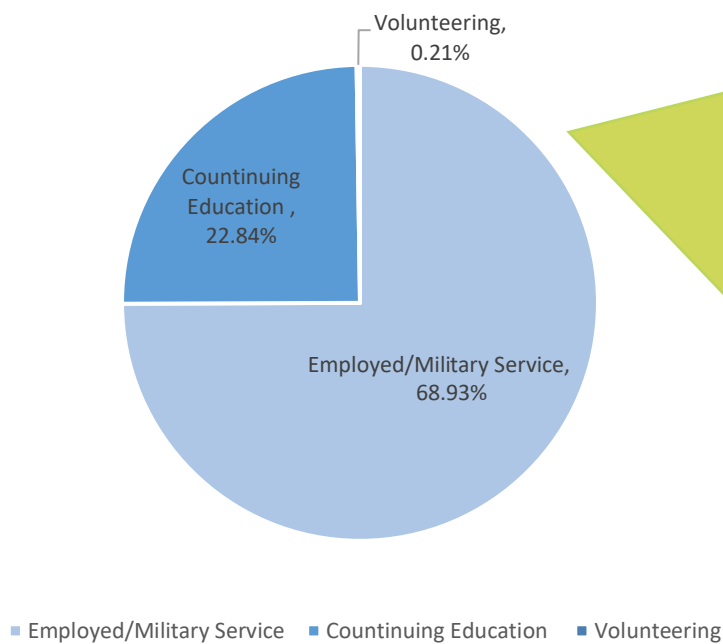


**About the Survey:** The Class of 2018 First Destination Survey, conducted by the St. Ambrose University Career Center and the St. Ambrose Office of Institutional Research, was completed in November 2018. The survey includes undergraduate students who graduated between July 1, 2017 and June 30, 2018 per the National Association of Colleges and Employers (NACE) standards and protocols for graduate student outcomes. Graduating seniors were contacted 1 month prior to graduation, 3 months after graduation, and 6 months after graduation by email, with repeated follow-up phone calls into November 2018. Of the 540 students who make up this reporting class, we were able to obtain employment information on 486 (90%).

## WHERE IS THE CLASS OF 2017-2018 NOW?



**93%  
Employed,  
Serving, or  
Continuing  
Education  
within 6  
months**

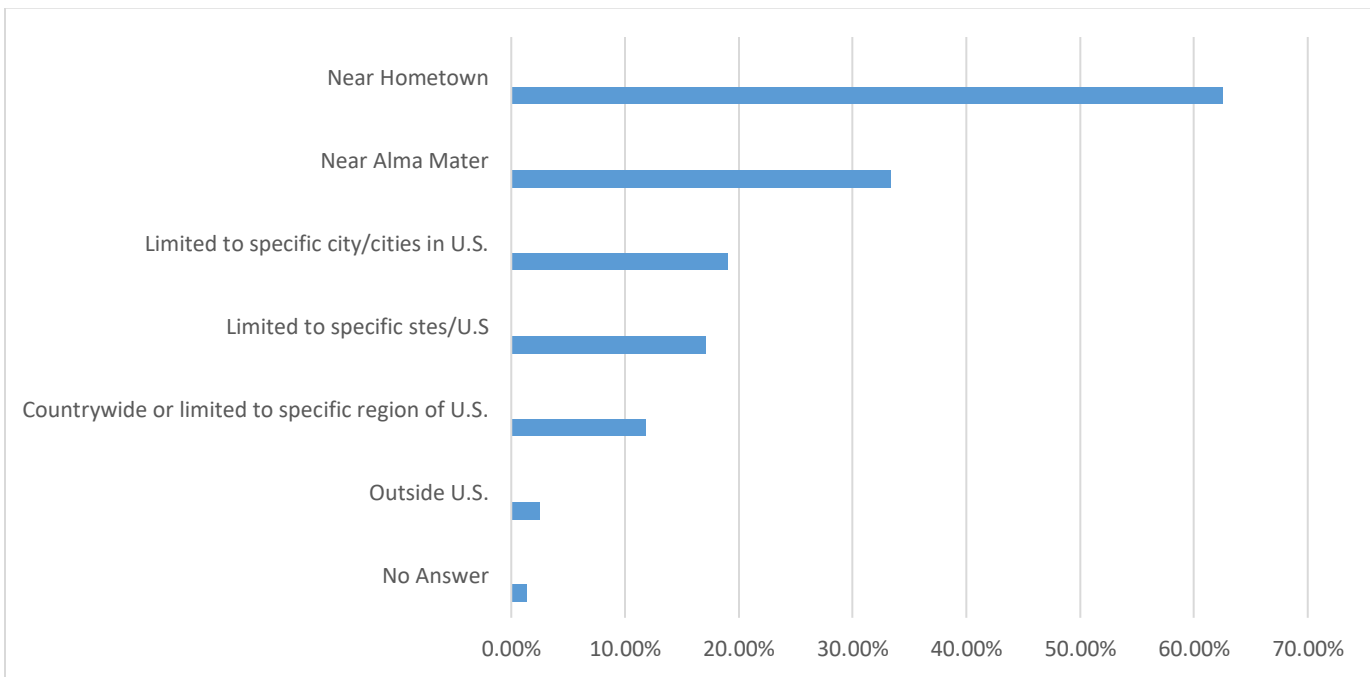
### Responses by School/Division

	Employed	Continuing Ed.	Other
College of Health and Human Services	72.53%	22.57%	.65%
College of Business	84.37%	12.63%	.64%
College of Arts & Sciences	58.44%	23.97%	3.86%



## WHERE ARE THEY WORKING?

Over 95% looked for employment near their hometown or alma mater.



### Employment by state

Iowa	59.0%
Illinois	33.9%
Wisconsin	2.6%
Other Midwestern States	1.6%



## WHAT DOES THE AVERAGE GRADUATE EARN UPON GRADUATION?

Respondents working full-time who reported annual salaries earn:

- 49% \$30,000 to \$50,000
- 22% more than \$50,000

### Employment

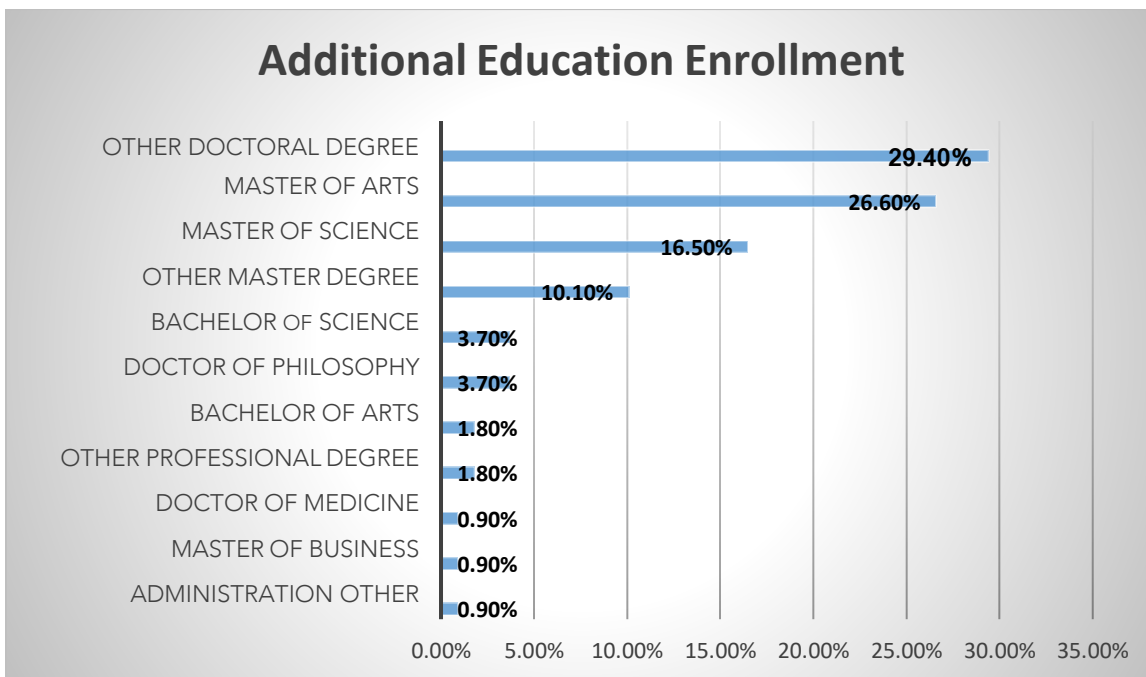
Selected employing organizations and positions of the class of 2017-2018

Advocate Christ Medical Center, RN	HNI, <i>IT Analyst</i>
Aligned Modern Health Rehab, <i>Rehab Specialist</i>	IHMVCU, <i>Fraud Specialist</i>
American Marketing & Publishing, <i>Account Manager</i>	IL House, <i>Republican Staff Member</i>
Amita Health, <i>Staff Accountant</i>	ITC, <i>Mechanical Engineer</i>
Anderson, Lower & Whitlow, <i>Auditor</i>	John Deere, <i>Product Engineer</i>
Ann and Robert Lurie Children’s Hospital, RN	JP Morgan Chase, <i>Documentation Specialist</i>
Arconic, <i>Process Improvement Specialist</i>	Kewanee School District, <i>Teacher</i>
ARDEC, <i>General Engineer</i>	Mears Law Office, <i>Legal Assistant</i>
Rock Island Arsenal, <i>General Engineer</i>	Medical Associates, <i>Lab Technician</i>
Ascentra, <i>HR Specialist</i>	Menasha Packaging, <i>Structural Designer</i>
ATI, <i>Exercise Specialist</i>	Mercy Hospital, RN
BITCO, <i>Claims</i>	Merrill Lynch, <i>Financial Advisor</i>
Blair, Westfall & Co, <i>Staff Accountant</i>	Modern Woodmen, <i>IT Solutions</i>
Blue Oak CPA, <i>Accountant</i>	OSF St. Francis, RN
Center for Youth & Family Serv., <i>Foster Care Case Worker</i>	Rock Valley Physical Therapy, <i>Physical Therapist</i>
CIGNA, <i>Customer Service Manager</i>	RSM, <i>Risk Advisory Services Security</i>
Clinton Community Schools, <i>Teacher</i>	Saratoga School, <i>PK-1 Autism</i>
Cordogan Clark & Assoc., <i>Project Manager</i>	Sentry, <i>Staff Consultant</i>
Davenport School Dist., <i>Teacher</i>	Silvis School District, <i>Teacher</i>
Davenport Fire Dept, <i>Fire Fighter</i>	Swedish American Hospital, RN
Deloitte, <i>Audit Specialist</i>	Trinidad Triggers, <i>Professional Baseball Player</i>
Families First Counseling, <i>Care Coordinator</i>	University of Iowa, RN
Genesis Health Systems, RN	
Good Samaritan, RN	



## GRADUATE SCHOOL AND ADVANCED COURSEWORK

Over 29% of the Class of 2017-2018 continued their education directly after graduation from St. Ambrose University in graduate and professional programs. Of those continuing their studies, they did so in the following ways:



### Where are they studying?

The majority (61%) of respondents continued their studies at St. Ambrose University, while 37% of respondents are enrolled at other higher education institutions, the majority located in the Midwest. Two respondents are studying internationally.

### By State:

- 70.5% Iowa
- 14.7% Illinois
- 5% Wisconsin
- 2% Colorado
- 2% Texas
- 1% West Virginia
- 1% Indiana



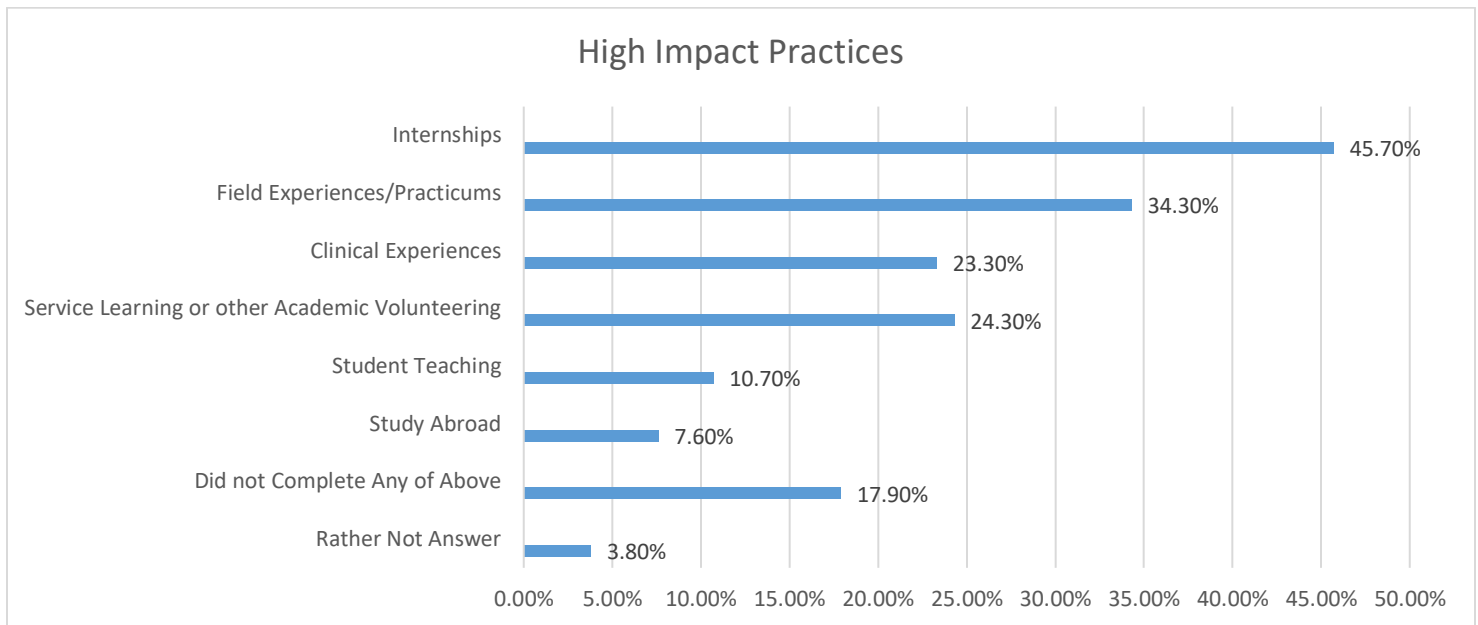
**The Outcomes Survey**   
College Graduate Survey powered by CSO Research, Inc

## SELECTED INSTITUTIONS/PROGRAMS OF STUDY

**American Military University** (*Master of Arts, American History*)  
**Benedictine University** (*Master of Arts, Psychology*)  
**Chicago School of Professional Psychology** (*Master of Arts, Forensic Psychology*)  
**Des Moines University** (*Doctoral Degree, Medicine*)  
**Eastern Illinois University** (*Master of Science, Psychology*)  
**Governor's State University** (*Doctor of Physical Therapy*) (*Doctor of Occupational Therapy*)  
**Iowa State** (*Doctor of Philosophy*)  
**Lakeland University** (*MOL*)  
**Loyola University** (*Clinical Mental Health Counseling*)  
**Midwestern University** (*Doctor of Physical Therapy*) (*Doctor of Occupational Therapy*)  
**Mount Mary University** (*Master of Science, Mental Health Counseling*)  
**Palmer College** (*Doctor of Chiropractic*)  
**St. Ambrose University** (*Doctor of Physical Therapy*) (*Doctor of Occupational Therapy*)  
**St. Ambrose University** (*Master of Science, Speech Language Pathology*), (*Master of Social Work*)  
**St. Louis University** (*Masters, Health Professions*)  
**University of Colorado** (*Masters of Arts*)  
**University of Illinois** (*Doctor of Medicine*)  
**University of Iowa** (*Doctor of Philosophy, Neuropsychology*)  
**Western University** (*Master of Arts, Museum Studies*)

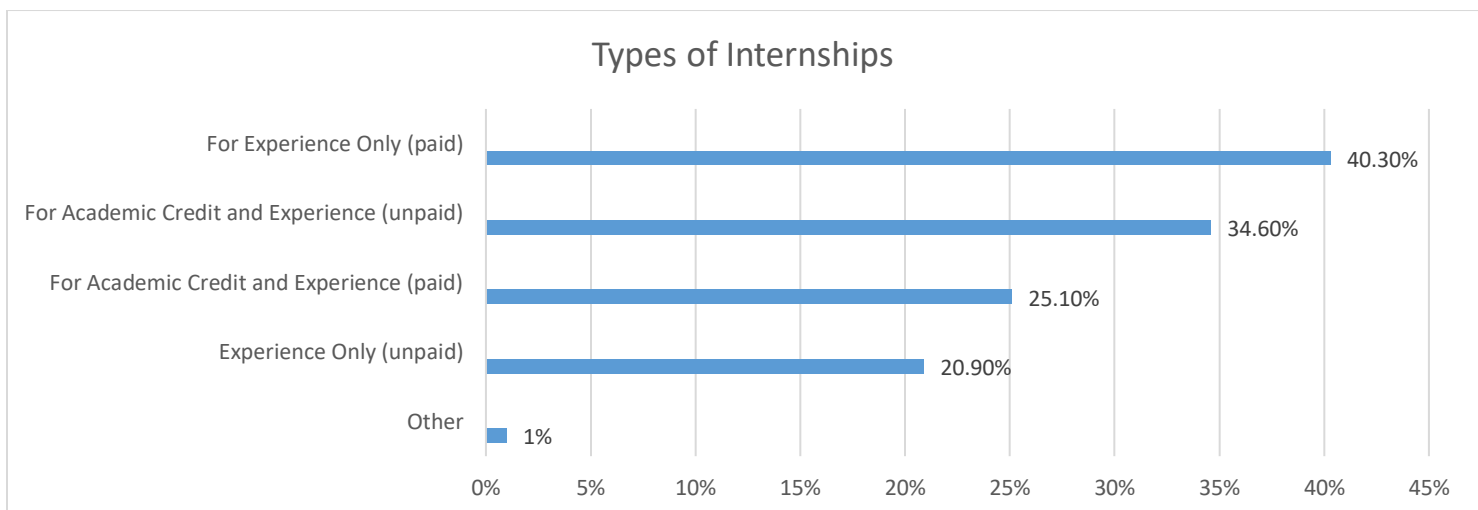
## EXPERIENTIAL LEARNING

- Of those who responded to this question on the survey, 77% participated in an internship, clinical, field experience, student teaching, practicum, or study abroad with internship
- Of those who responded to this question on the survey, 82% participated in all of the above or service learning or academic volunteering



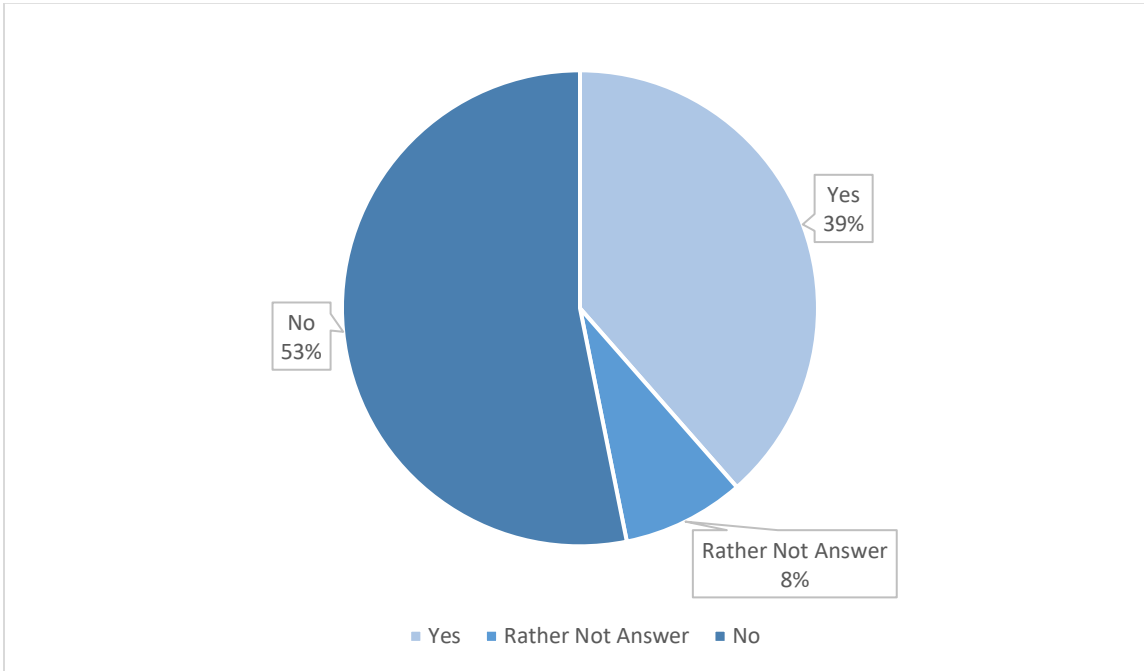
## NUMBER OF INTERNSHIPS COMPLETED

Of those that responded to this question on the survey, 72.5% completed one internship, 16.9% completed at least two internships, and 7.9% completed at least three internships.



## FULL-TIME EMPLOYMENT AS A RESULT OF INTERNSHIP

Of those that responded to this question on the survey, 39% said that they were offered full-time employment as a result of their internship.



## SELECT EXPERIENTIAL LEARNING SITES

Amplified Digital; Graphic Designer  
 Birdies Nest Child Care; Teacher  
 Cat Scale Co.; Data Analyst  
 Chick-Fil-A; Marketing Assistant  
 CVS; Marketing  
 Eagle Police Department, Intern  
 HNI; Analyst  
 Honkamp Krueger; Staff Accountant  
 JBSS; Engineering Intern  
 Jewel; Manager Trainee  
 John Deere; Product Engineer  
 JP Morgan Chase; Commercial Banking Analyst

Kerfin Inspections; Head of Marketing  
 River Bandits; Video Production  
 RSM; RAS SPR Associate  
 Santry; Accounting Intern  
 SAP; Tech Op  
 Scott County YMCA; School Program Coordinator  
 Scribe America; Emergency Room Scribe  
 Team MaxBat; Social Media  
 Unity Point Health; Marketing Communications Asst.  
 University of IA; Nurse